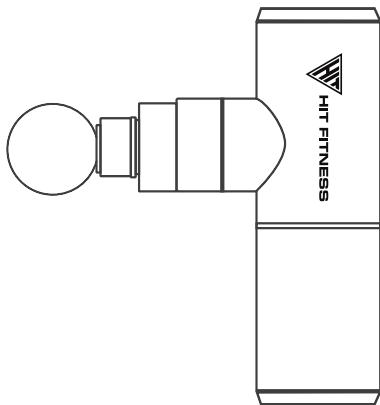




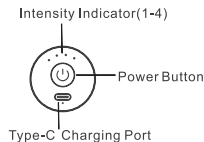
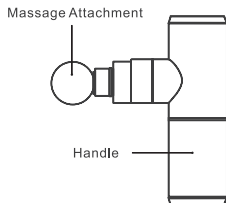
# HIT FITNESS

## Mini Massage Gun

### HIT00624



### Structure Description



**Ball Head**

Suitable for massaging the muscles such as arms, back, buttocks, thighs, calves, etc.



**U-Shaped Head**

Suitable for massaging the neck, spine, and the Achilles tendon



**Bullet Head**

Suitable for impacting deep tissues such as meridians, palms, soles, etc.



**Flat Head**

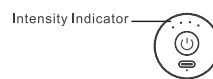
Suitable for relaxation and shaping of various muscle parts.

### Operating

1. Make sure the message attachment is installed on the main device correctly and firmly before use.
2. Press the Power Button 3 seconds to turn the power ON.
3. This product is set with 4 message intensity levels.

- Always start with LEVEL 1.

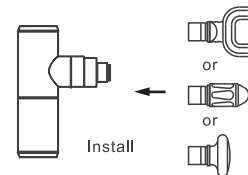
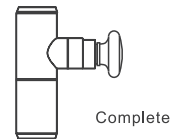
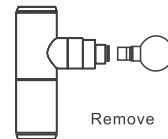
- You can choose a level that matches your comfort level and muscle types.
  - Each press of the Power Button selects the next level of intensity: LEVEL 1→LEVEL 2→LEVEL 3→LEVEL 4 →LEVEL 1(repeat).
4. The device will stop automatically after working 10 minutes as safety software program setting. Please restart it if you want to keep using the gun .



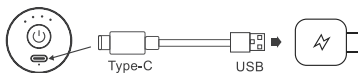
- Level 1: 1 lights on
- Level 2: 2 lights on
- Level 3: 3 lights on
- Level 4: 4 lights on

### Change The Message Attachment


1. Make sure the device is OFF.
2. To install, gently press the attachment into place.
3. To remove, gently pull the attachment from the device.



## Charging the Battery



1. Please fully charge the device before first use. Charging time is about 5 hours.
  - Red Indicator Light: device is charging.
  - Green Indicator Light: device is fully charged.
2. To protect the battery life, please charge as soon as possible when the Battery Indicator Light flashes red.
  - A full charge provides about 6 hours of use. The using time will be different depending on the intensity of use.
3. While in use, the Charging / Battery Indicator flashes to confirm power level.
  - More than 70% power: the green light flashes 3 times every 5 seconds.
  - Less than 70% power: the green light flashes twice every 5 seconds.
  - Less than 30% power: the green light flashes once every 5 seconds.
  - When less than 10% power remains, the red light flashes.



Charging /Battery Indicator Light

**NOTE: Do Not Use This Device While Charging.**

## Specifications

Product Name:	Mini Massage Gun
Main Unit Dimension:	140*48*90mm
Main Unit Weight:	485g
Battery Type:	Li-ion
Working Time:	Approx. 4 hours
Charging Time:	Approx. 5 hours
Input:	5V $\leftarrow$ 2A


## Product Features

- Relieve pain and spasm caused by muscle contusion, sprain and strain.
- Eliminate muscle stiffness
- Reduce inflammation and lactic acid accumulation
- Release connective tissue and thickened fascia
- Improve joint flexibility
- Relieve muscle fatigue

## Prohibited People and Parts

- while pregnant or nursing
- has a heart condition or a pacemaker
- suffers from diabetes or other sensory impairment
- seizures/ epilepsy, cancer/tumors
- phlebitis and/or thrombosis
- joint dysfunction, inflammation or injuries
- weak bones, osteoporosis, a high fever, an abnormal or curved spine
- has pins/screws/ artificial joints or other medical devices implanted in his/her body
- Tibia, dorsum of foot and hand, etc.

## Packing List



Massage\*1

Type-C Charging Cable\*1

User Manual\*1



Ball Head\*1

U-Shaped Head\*1

Bullet Head\*1

Flat Head\*1

## Warranty

We guarantee that this product is free from any material or manufacturing defects for a period of one(1) year from the date of purchase. Except as follows:

1. This warranty of this product does not cover damage resulting from incorrect or excessive use, an accident, the addition of an unauthorized accessory, a modification of the product or any other situation beyond the control of us.
2. We cannot be held liable in the event of accidental damage.