

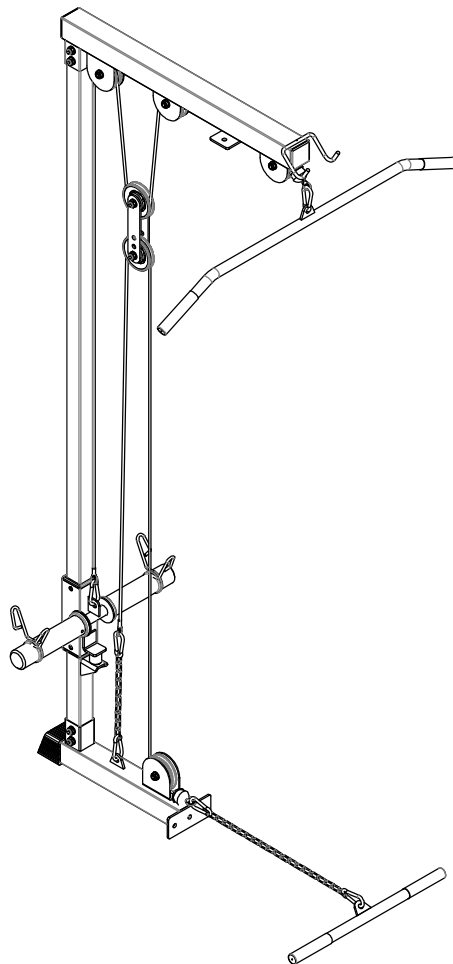


HIT FITNESS

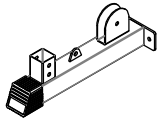

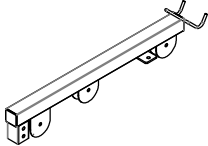
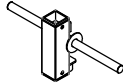

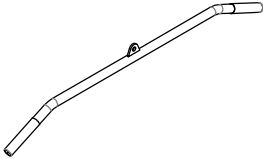
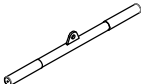
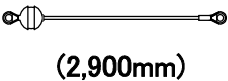






HIT00776

Hit Fitness F200 Lat Pull / Low Pulley Row Attch


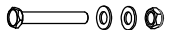


Assembly Manual



Component details

N0	Details drawing	count	N0	Details drawing	count
1		1	2		1
3		1	4		1
5		2	6		1
7		1	8		2
9		1	10		1
11		6	12		2
13		2	14		2

Standard component

N0	Details drawing	count	N0	Details drawing	count
15	M10 × 80 bolt,nut,washer 	4	16	M10 × 65 bolt,nut,washer 	4
17	M10 × 45 bolt,nut,washer 	6	18	gourd buckle 	6

1

